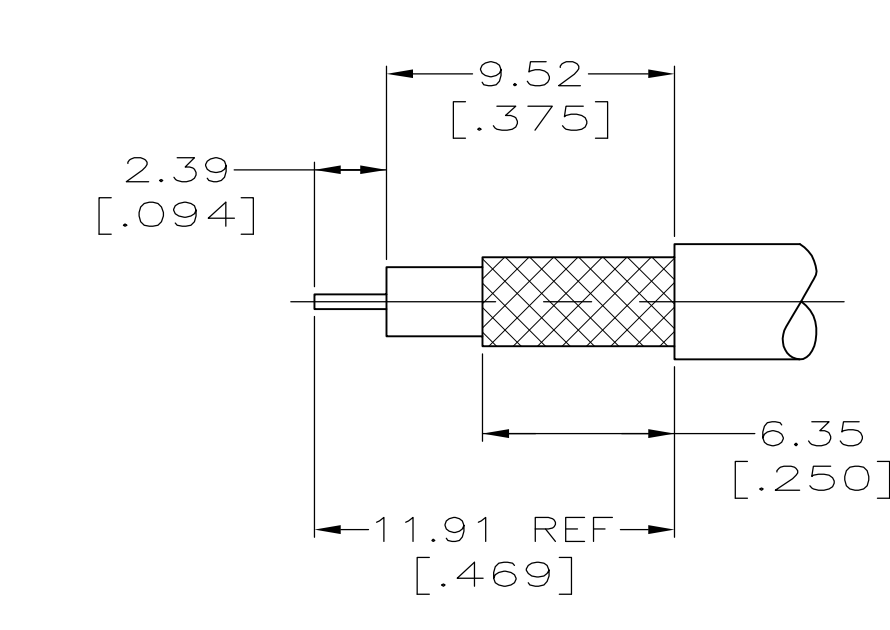
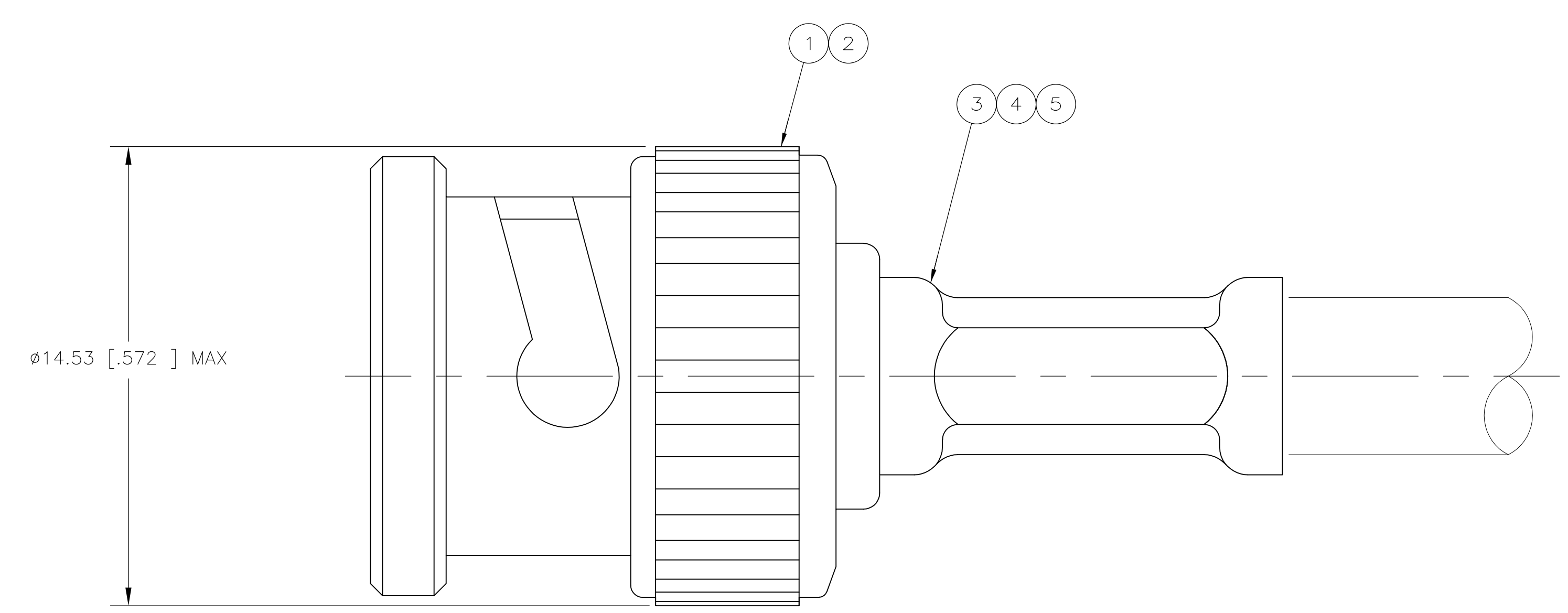
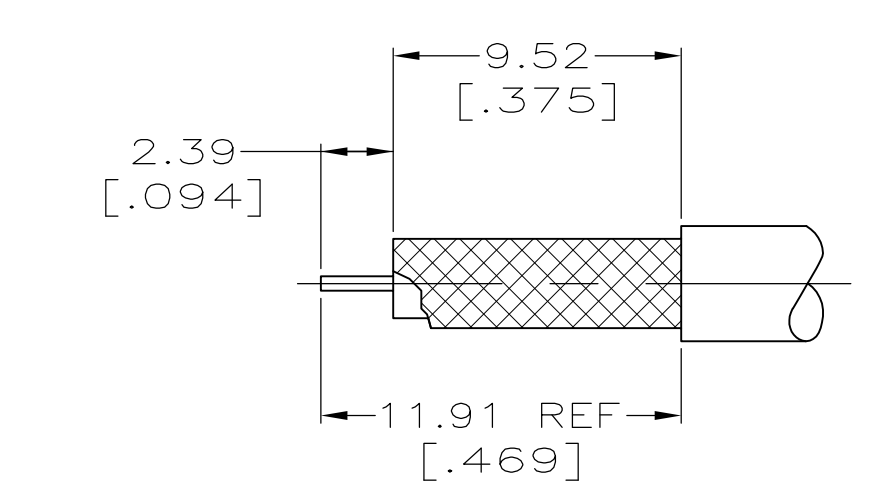


- ⚠ USE PRO-CRIMPER II: 354940-1
- 2. USE INSTRUCTION SHEET 408-9766
- ⚠ SPECIAL PACKAGING: BULK PACKAGE 25 PIECES
- ⚠ SPECIAL PACKAGING: BULK PACKAGE 100 PIECES



RECOMMENDED STRIP LENGTH
SCALE 4:1



RECOMMENDED STRIP LENGTH
SCALE 4:1
(FOR 5413589-5 ONLY)

⚠ RAYDEX/CDT RA7000	1.07	[.042]	5.41	[.213]	58425-1	-	-	8-221132-9	413657-2	9-413653-2	2-5413589-5
⚠ 3M TYPE 138	1.07	[.042]	4.52	[.178]	58425-2	227194-2	222001-4	9-413658-0	1-413657-5	9-413653-1	2-5413589-3
⚠ CUSTOM CABLE: C/C= $\phi 0.021$, DIELECTRIC= $\phi 0.122$, JACKET= $\phi 0.173$	1.07	[.042]	5.41	[.213]	58425-1	-	-	9-221132-0	1-413657-0	9-413653-2	2-5413589-1
⚠ BELDEN 8218 AND JIS 2.5C-2V	1.07	[.042]	4.52	[.178]	58425-2	-	-	9-221132-6	413657-4	9-413653-1	1-5413589-6
⚠ JIS 3C-2V	1.07	[.042]	5.41	[.213]	58425-1	-	-	9-221132-4	1-413657-0	9-413653-2	1-5413589-1
AT&T 735A C/C= $\phi 0.016$, DIELECTRIC= $\phi 0.077$, JACKET= $\phi 0.130$	1.07	[.042]	4.52	[.178]	58425-2	-	-	9-413658-2	413657-4	9-413653-1	1-5413589-0
RG-59 TYPE WITH .031 DIA CENTER CONTACT, BELDEN 9266, 9240 & 9259	1.07	[.042]	6.47	[.255]	58425-1	-	-	9-221132-1	413657-8	9-413653-0	5413589-9
RG-179/U, 179A/U, 179B/U, 187/U & 187A/U	1.07	[.042]	4.52	[.178]	58425-2	227194-2	222001-4	9-413658-0	413657-6	9-413653-1	5413589-8
AT&T 734A	1.07	[.042]	6.47	[.255]	58425-1	-	-	9-221132-3	413657-8	9-413653-4	5413589-7
TIMES RG-59/U, DOUBLE BRAID, .270 OD JACKET	1.07	[.042]	8.23	[.324]	58425-3	-	-	9-221132-2	413657-2	9-413653-0	5413589-6
BELDEN 8281, 9231 & AT&T 728 AND JIS 5C-2V	1.07	[.042]	8.23	[.324]	58425-3	-	-	9-221132-2	413657-8	9-413653-3	5413589-5
BELDEN 8218 AND JIS 2.5C-2V	1.07	[.042]	4.52	[.178]	58425-2	-	-	9-221132-6	413657-4	9-413653-1	5413589-3
RG-59/U, 59A/U & 59B/U	1.07	[.042]	6.48	[.255]	58425-1	-	-	9-221132-1	413657-2	9-413653-0	5413589-2
BELDEN 88241	1.07	[.042]	6.48	[.255]	58425-1	-	-	9-413658-3	413657-2	9-413653-0	5413589-1
FOR USE WITH CABLE			CONTACT CRIMP (SQUARE)	FERRULE CRIMP (HEX)	DIE SET ⚠	⑤ TUBING, PLASTIC QTY=1	④ TUBING QTY=1	③ FERRULE QTY=1	② CONTACT QTY=1	① PLUG ASSY QTY=1	PART NUMBER

THIS DRAWING IS A CONTROLLED DOCUMENT.

DIMENSIONS: mm (INCHES)	TOLERANCES UNLESS OTHERWISE SPECIFIED:	DIN L VARELA - DOCKS 22APR2005	CHIK J. HAVENER 22APR2005	Tyco Electronics Corporation Harrisburg, Pa 17105-3608
0 PLC ± -	1 PLC ± -	2 PLC ± 0.41 [016]	3 PLC ± -	4 PLC ± -
MATERIAL		FINISH		APVD J. LIPPERT 22APR2005
WEIGHT		SIZE		CAGE CODE
CUSTOMER DRAWING		DRAWING NO. A1 00779		DRAWING NO. 5413589
SCALE 8:1		SHEET 1 OF 1		REV B